08 SERIE

MAX POWER
710 W

MAX TORQUE
730 Nm

"08" series air motors **exist in many versions**, straight shaft or right angle drive, with or without integrated control handle, and with many different flanges and output shafts available as standard.

That air motor is also **available with 4 types of integrated gearboxes, enabling it to adapt to many different applications**, whether high speed is required (Easy duty), good balance between speed and torque (Standard duty) or high torque and robustness is mandatory (Heavy duty and Super Heavy duty).

With a maximum power of 700 W, **it is one of the most versatile air motors in the range.**

ACCESSORIES FOR THIS MOTOR	Reference
Filtration, pressure Regulation and Lubrication unit (FRL)	AC107
Safety Air Treatment Box (SAT Box)	AC118
With Pedal remote control	AC119
With handle remote control	AC120
With remote emergency kill switch	AC125
With remote E-Stop and pedal remote control	AC121
With remote E-Stop and handle remote control	AC122
Maintenance kits	
Maintenance kit for "08" series	AC302
Maintenance kit for lube free "08" series	AC312
Maintenance kit for kit start "08" series	AC322
Control handles	
Safety control handle for non reversible motor	AC415
Safety control handle for reversible motor	AC416
Progressive control handle for non reversible motor	AC417
Progressive control handle for reversible motor	AC418
modec Oil Co-16	AC149
Filters and silencers	
Metallic standard exhaust silencer	AC181
Metallic standard inlet silencer	AC180
Plastic standard exhaust silencer	AC183
Plastic standard inlet silencer	AC150
Heavy duty exhaust silencer	AC155
Heavy duty inlet silencer	AC154
Speed control muffler	AC172
High flow air muffler	AC158
Exhaust silencer filter	AC165

CONNECTION AND LUBRICATION

Min. fittings Ø		Min. pipe Ø		Lubrification (6,2 bars)
In	Out	In	Out	
7 mm / 0,3 In	10 mm / 0,4 In	9 mm / 0,4 In	13 mm / 0,5 In	4 drops / minute

CONVERSION TABLE

Watt ► Horse power	Newton meter ► Pound feet	Millimeter ► Inch
Watt x 0.001341 = hp	Nm x 0,7376 = lb.ft	mm x 0,03937 = in
Bar ► Pound per square Inch	Normo Liter / minute ► Standard cubic feet per minute	Kilogram ► Pound
Bar x 14,5 = psi	NL / min x 0,03531 = scfm	Kg x 2,205 = lb

MOTOR MRH 08 / MRZ 08
POWER 560 -580 W

MRH 08



MRZ 08



REDUCTION RATIO
(3 digits)
See table

OPTIONS
(2 digits)
See table

M R H/Z 0 8 X X X X X X X X X X – X X

ROTATION*
- RT Right (Clockwise)
- LT Left (CCW)
- RV Reversible

FLANGE
(1 to 2 digits)

OUTPUT SHAFT
(1 to 3 digits)

** rotation direction is defined when looking from the back of the motor*

OPTIONS AVAILABLE FOR THIS MOTOR

Collected exhaust	▬		▬	▬	▬				▬	▬		
ATEX certification			▬			▬			▬	▬	▬	▬
Left/Right switch*		▬				▬	▬	▬			▬	▬
Lubrication free				▬			▬		▬		▬	
Kit start					▬			▬		▬		▬
Code	01	03	07	09	10	12	16	17	21	22	29	30

** Reversible motors only*

LAYOUT

MRH 08

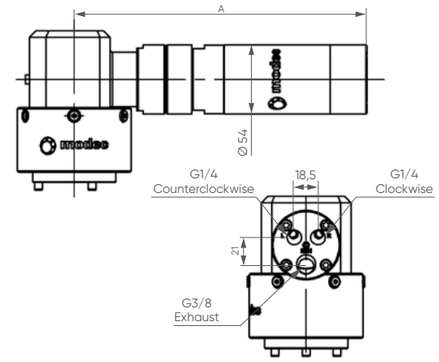

MRZ 08

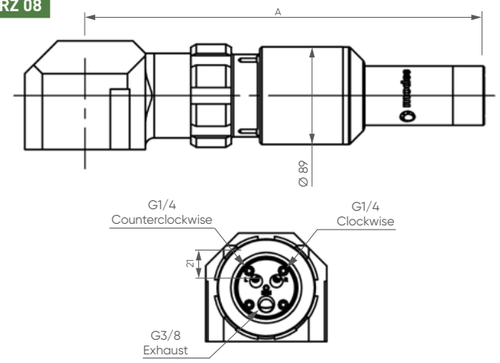

PERFORMANCES

MRH/Z 08 XT – Air motor reference	Reduction ratio	Air supply pressure	Speed (rpm) @ max Power	Speed (rpm) Free	Torque (N.m) @ max Power	Torque (N.m) Max (stall)	Torque (N.m) Starting torque	Max Power (W)	Air cons (Nl/min)	Dimensions A (mm)	Dimensions Ø (mm)	Dimensions Weight (kg)
MRH 08 XT 170	170	6,2 bars	55	110	97	158	145	563	950	252,9	54	5,1
		5 bars	51	102	82	131	115	435	750			
		4 bars	46	92	66	104	92	317	600			
MRH 08 XT 195	195	6,2 bars	48	96	112	182	167	563	950	252,9	54	5,1
		5 bars	44	89	94	150	132	435	750			
		4 bars	40	80	76	120	106	317	600			
MRH 08 XT 225	225	6,2 bars	42	83	129	209	192	563	950	252,9	54	5,1
		5 bars	38	77	108	173	152	435	750			
		4 bars	35	69	87	138	122	317	600			
MRH 08 XT 269	269	6,2 bars	35	70	154	250	230	563	950	252,9	54	5,1
		5 bars	32	64	129	207	182	435	750			
		4 bars	29	58	104	166	146	317	600			
MRH 08 XT 322	322	6,2 bars	29	58	185	300	275	563	950	252,9	54	5,1
		5 bars	27	54	155	248	218	435	750			
		4 bars	24	48	125	199	175	317	600			
MRH 08 XT 411	411	6,2 bars	23	46	236	382	351	563	950	252,9	54	5,1
		5 bars	21	42	198	316	279	435	750			
		4 bars	19	38	159	253	223	317	600			
MRH 08 XT 524	524	6,2 bars	18	36	301	488	447	563	950	252,9	54	5,1
		5 bars	16	33	252	403	355	435	750			
		4 bars	15	30	203	323	284	317	600			
MRZ 08 XT 788	788	6,2 bars	12	24	452	733	673	563	950	364,7	88,8	10,1
		5 bars	11	22	379	607	534	435	750			
		4 bars	10	20	305	485	427	317	600			

MRH/Z 08 RV – Air motor reference	Reduction ratio	Air supply pressure	Speed (rpm) @ max Power	Speed (rpm) Free	Torque (N.m) @ max Power	Torque (N.m) Max (stall)	Torque (N.m) Starting torque	Max Power (W)	Air cons (Nl/min)	Dimensions A (mm)	Dimensions Ø (mm)	Dimensions Weight (kg)
MRH 08 RV 195	195	6,2 bars	46	92	120	174	153	579	950	252,9	54	5,1
		5 bars	42	84	100	140	123	443	750			
		4 bars	38	76	83	111	98	331	600			
MRH 08 RV 225	225	6,2 bars	40	80	138	201	177	579	950	252,9	54	5,1
		5 bars	37	73	116	161	142	443	750			
		4 bars	33	66	95	128	113	331	600			
MRH 08 RV 269	269	6,2 bars	33	67	165	240	212	579	950	252,9	54	5,1
		5 bars	31	61	139	193	170	443	750			
		4 bars	28	55	114	153	135	331	600			
MRH 08 RV 322	322	6,2 bars	28	56	198	288	253	579	950	252,9	54	5,1
		5 bars	26	51	166	231	203	443	750			
		4 bars	23	46	137	184	162	331	600			
MRH 08 RV 411	411	6,2 bars	22	44	252	367	323	579	950	252,9	54	5,1
		5 bars	20	40	212	294	259	443	750			
		4 bars	18	36	175	234	206	331	600			
MRH 08 RV 524	524	6,2 bars	17	34	322	468	412	579	950	252,9	54	5,1
		5 bars	16	31	270	375	330	443	750			
		4 bars	14	28	223	299	263	331	600			
MRZ 08 RV 788	788	6,2 bars	11	23	484	704	619	579	950	364,7	88,8	10,1
		5 bars	10	21	406	564	497	443	750			
		4 bars	9,4	19	335	449	395	331	600			

Data indicated in this table have an accuracy of +/- 5%

POWER, SPEED, TORQUE AND AIR CONSUMPTION GRAPHS

MRH/Z 08 XT

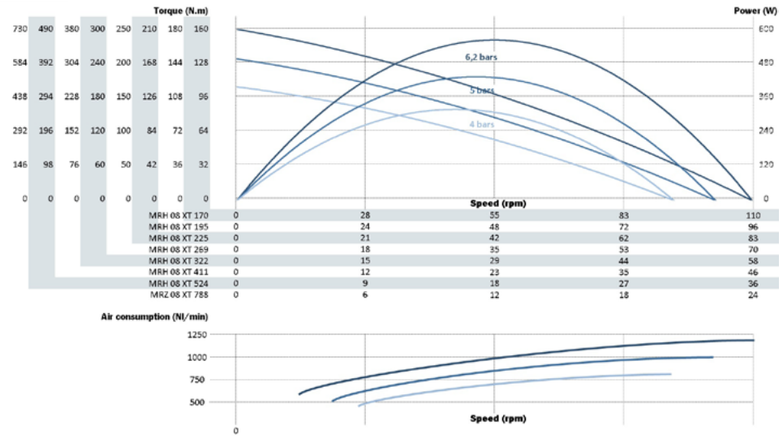

MRH/Z 08 RV

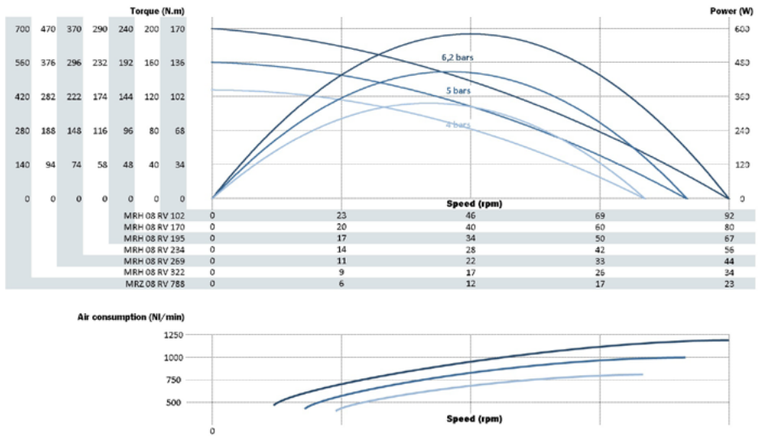

MAXIMUM RADIAL & AXIAL LOAD

MRH 08

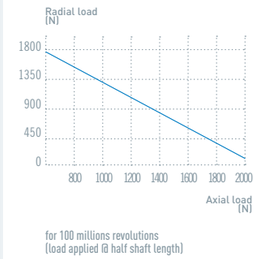

MRZ 08

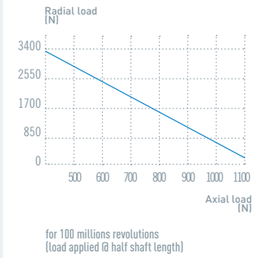

NOTES

modec moteurs & solutions pneumatiques

FLANGES **GROUP VIII**

XRZ 05 | XRZ 07 | XRH 08 | XRH 10 | XRH 20 | XRH 25

GROUP VIII FLANGE AA

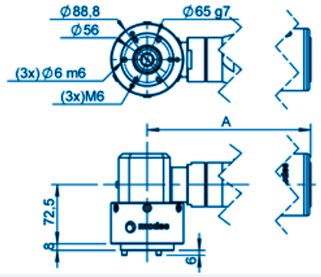

GROUP VIII FLANGE AB

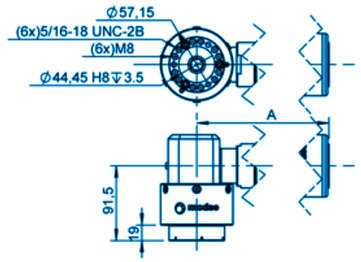

GROUP VIII FLANGE AC

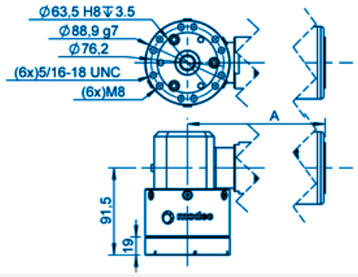

GROUP VIII FLANGE AD

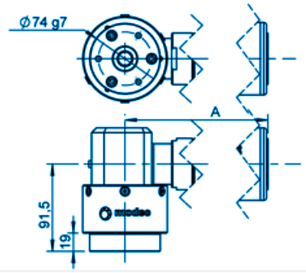

GROUP VIII FLANGE AE

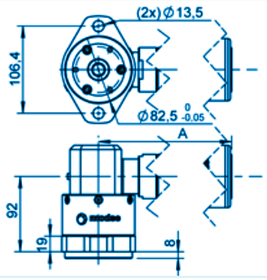

GROUP VIII FLANGE Q

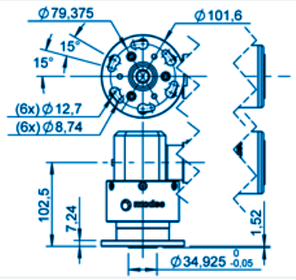

You didn't find your match ?

Contact us !

SHAFTS **GROUP VIII**

XRZ 05 | XRZ 07 | XRH 08 | XRH 10 | XRH 20 | XRH 25

GROUP VIII SHAFT 001 - KEYED Ø1'

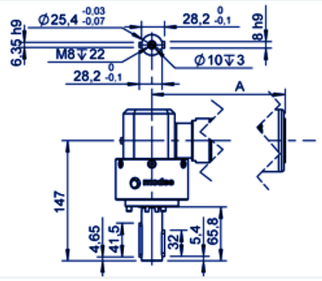

GROUP VIII SHAFT 002 - KEYED Ø3/4''

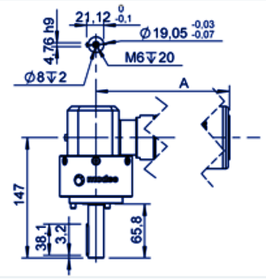

GROUP VIII SHAFT 003 - KEYED Ø25

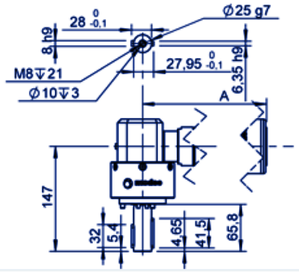

GROUP VIII SHAFT 004 - SQUARE 3/4''

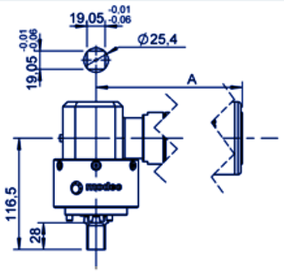

GROUP VIII SHAFT 005 - SQUARE 1/2'' LONG

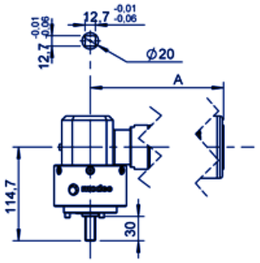

GROUP VIII SHAFT CA1 - SQUARE 1/2'' SHORT

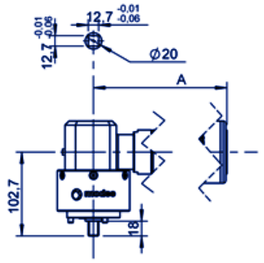

GROUP VIII SHAFT CNW - SPLINED

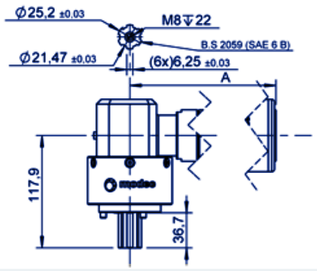

You didn't find your match ?

Contact us !

FLANGES & SHAFTS **GROUP IX**

XRZ 08 | XRZ 10 | XRZ 20 | XRZ 25 | XRS 30

GROUP IX FLANGE A

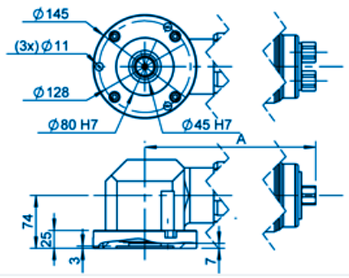

GROUP IX FLANGE B

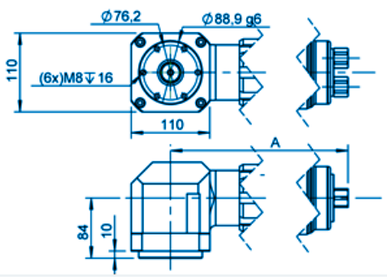

GROUP IX FLANGE H

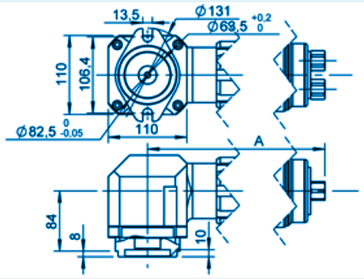

GROUP IX SHAFT 001 - KEYED Ø7/8''

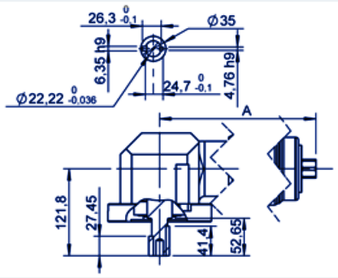

GROUP IX SHAFT 003 - KEYED Ø3/4''

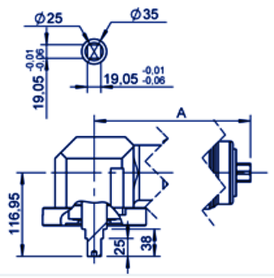

GROUP IX SHAFT CL2 - KEYED Ø1''

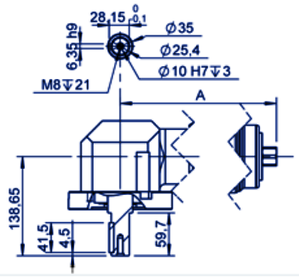

GROUP IX SHAFT CL3 - KEYED Ø35

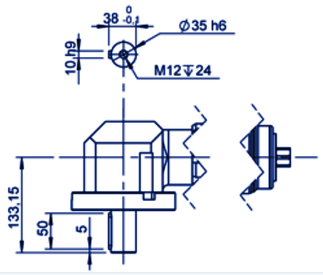

GROUP IX SHAFT CL4 - KEYED Ø25

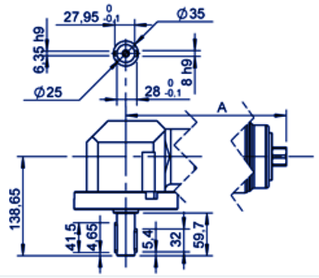

You didn't find your match ?

Contact us !