modec
moteurs & solutions pneumatiques

MAX POWER
300 W
MAX TORQUE
370 Nm

"05" series air motors are **the lightest and most compact**.

With a 300W power in a 113 x 36,5 mm cylinder weighting half a kilogram only, **these motors fit easily in a machine**.

Like any of our motors, power and torque are easily controlable by simply adjusting air supply pressure, which allows to use them "at stall" without any additional precaution.

This makes them an ideal tool for cap screwing on bottling lines for example.

+ ACCESSORIES FOR THIS MOTOR	Reference
Filtration, pressure Regulation and Lubrication unit (FRL)	AC106
Safety Air Treatment Box (SAT Box)	AC118
With Pedal remote control	AC119
With handle remote control	AC120
With remote emergency kill switch	AC125
With remote E-Stop and pedal remote control	AC121
With remote E-Stop and handle remote control	AC122
Maintenance kits	
Maintenance kit for "05" series	AC300
Maintenance kit for lube free "05" series	AC310
Maintenance kit for kit start "05" series	AC320
modec Oil Co-16	AC149
Filters and silencers	
Mini metallic silencer	AC169
Metallic standard exhaust silencer	AC168
Plastic standard exhaust silencer	AC166
Heavy duty exhaust silencer	AC167
Speed control muffler	AC170
High flow air muffler	AC158
Exhaust silencer filter	AC165

CONNECTION AND LUBRICATION

Min. fittings Ø		Min. pipe Ø		Lubrification (6,2 bars)
In	Out	In	Out	
5 mm / 0,2 In	5 mm / 0,2 In	6 mm / 0,2 In	6 mm / 0,2 In	2 drops / minute

CONVERSION TABLE

Watt ➤ Horse power	Newton meter ➤ Pound feet	Millimeter ➤ Inch
Watt x 0.001341 = hp	Nm x 0,7376 = lb.ft	mm x 0,03937 = in
Bar ➤ Pound per square Inch	Normo Liter / minute ➤ Standard cubic feet per minute	Kilogram ➤ Pound
Bar x 14,5 = psi	NL / min x 0,03531 = scfm	Kg x 2,205 = lb

MOTOR MTH 05
POWER 270 W

MTH 05



REDUCTION RATIO
(3 digits)
See table

OPTIONS
(2 digits)
See table

M T H 0 5 X X X X X X X X X X X – X X

ROTATION*
- RT Right (Clockwise)
- LT Left (CCW)
- RV Reversible

FLANGE
(1 to 2 digits)

OUTPUT SHAFT
(1 to 3 digits)

** rotation direction is defined when looking from the back of the motor*

OPTIONS AVAILABLE FOR THIS MOTOR

Collected exhaust*	●	●	●	●	●	●
ATEX certification		●			●	●
Lubrication free			●		●	
Kit start				●		●
Code	01	07	09	10	21	22

** Exhaust is always collected on "05" series air motors*

LAYOUT

MTH 05

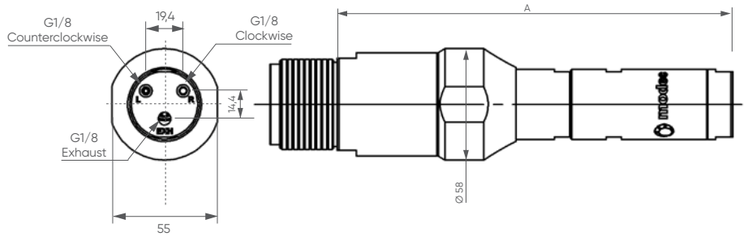

PERFORMANCES

MTH 05 XT – Air motor reference	Reduction ratio	Air supply pressure	Speed (rpm) @ max Power	Speed (rpm) Free	Torque (N.m) @ max Power	Torque (N.m) Max (stall)	Torque (N.m) Starting torque	Max Power (W)	Air cons (Nl/min)	Dimensions A (mm)	Dimensions Ø (mm)	Dimensions Weight (kg)
MTH 05 XT 085	85	6,2 bars	121	245	21	40	35	271	500	206,3	58	2,0
		5 bars	115	232	18	32	28	217	400			
		4 bars	108	219	16	26	23	177	300			
MTH 05 XT 101	101	6,2 bars	101	205	26	48	42	271	500	206,3	58	2,0
		5 bars	96	194	22	39	34	217	400			
		4 bars	90	183	19	31	28	177	300			
MTH 05 XT 129	129	6,2 bars	79	161	33	61	54	271	500	206,3	58	2,0
		5 bars	75	152	28	49	43	217	400			
		4 bars	71	144	24	40	35	177	300			
MTH 05 XT 181	181	6,2 bars	57	115	46	86	76	271	500	206,3	58	2,0
		5 bars	53	108	39	69	61	217	400			
		4 bars	50	102	34	56	50	177	300			
MTH 05 XT 217	217	6,2 bars	47	96	55	103	91	271	500	206,3	58	2,0
		5 bars	45	91	46	83	73	217	400			
		4 bars	42	85	40	67	59	177	300			
MTH 05 XT 277	277	6,2 bars	37	75	70	131	115	271	500	206,3	58	2,0
		5 bars	35	71	59	106	93	217	400			
		4 bars	33	67	51	86	76	177	300			

MTH 05 RV – Air motor reference	Reduction ratio	Air supply pressure	Speed (rpm) @ max Power	Speed (rpm) Free	Torque (N.m) @ max Power	Torque (N.m) Max (stall)	Torque (N.m) Starting torque	Max Power (W)	Air cons (Nl/min)	Dimensions A (mm)	Dimensions Ø (mm)	Dimensions Weight (kg)
MTH 05 RV 085	85	6,2 bars	115	226	22	38	24	268	500	206,3	58	2,0
		5 bars	108	216	19	30	19	214	400			
		4 bars	105	208	16	25	15	174	300			
MTH 05 RV 101	101	6,2 bars	96	188	27	46	28	268	500	206,3	58	2,0
		5 bars	90	180	23	36	23	214	400			
		4 bars	87	173	19	30	18	174	300			
MTH 05 RV 129	129	6,2 bars	75	148	34	58	36	268	500	206,3	58	2,0
		5 bars	71	141	29	46	29	214	400			
		4 bars	69	136	24	38	23	174	300			
MTH 05 RV 181	181	6,2 bars	53	105	48	82	51	268	500	206,3	58	2,0
		5 bars	50	101	41	65	40	214	400			
		4 bars	49	97	34	53	33	174	300			
MTH 05 RV 217	217	6,2 bars	45	88	57	98	61	268	500	206,3	58	2,0
		5 bars	42	84	49	78	48	214	400			
		4 bars	41	81	41	63	39	174	300			
MTH 05 RV 277	277	6,2 bars	35	69	73	125	77	268	500	206,3	58	2,0
		5 bars	33	66	62	99	62	214	400			
		4 bars	32	64	52	81	50	174	300			

Data indicated in this table have an accuracy of +/- 5%

POWER, SPEED, TORQUE AND AIR CONSUMPTION GRAPHS

MTH 05 XT

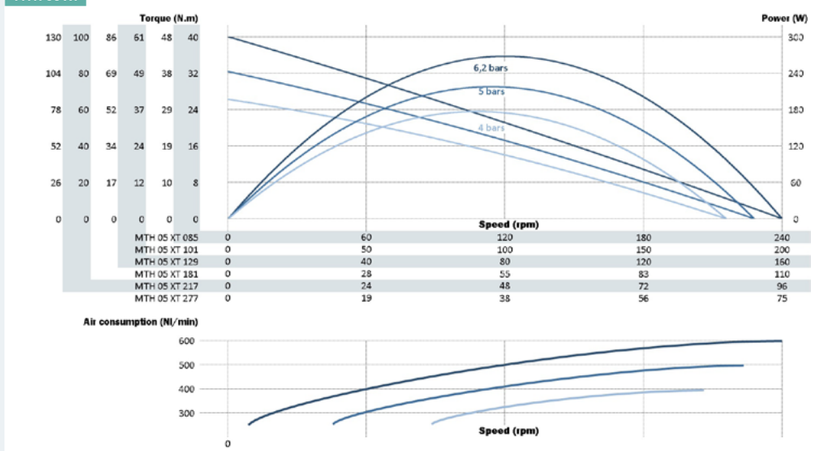

MTH 05 RV

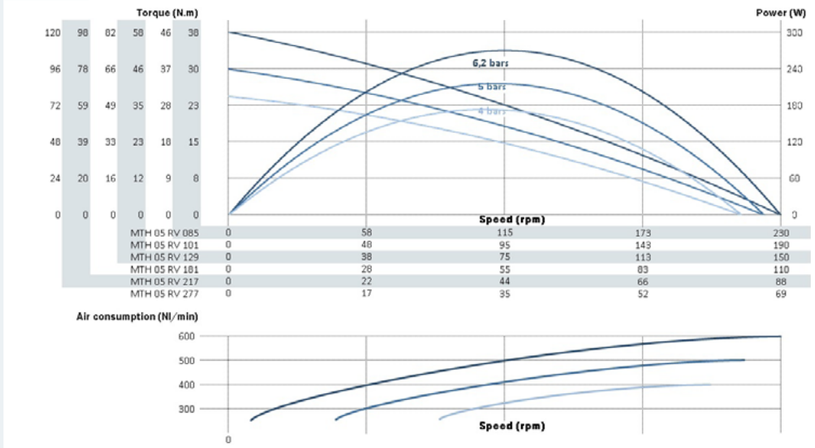

MAXIMUM RADIAL & AXIAL LOAD

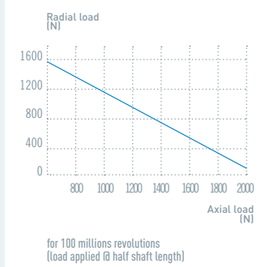

NOTES

modec moteurs & solutions pneumatiques

FLANGES GROUP IV (1/3)

XTH 05 | XTH 07 | XTS 08 | XTH 08 | XTS 10 | XTH 10 | XTS 20 | XTS 25

GROUP IV FLANGE AB - IEC63B14

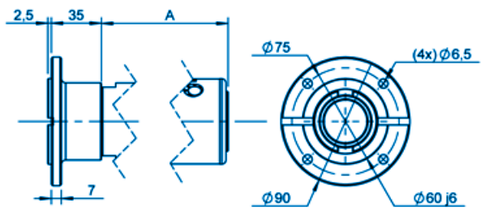

GROUP IV FLANGE AC - IEC71B5

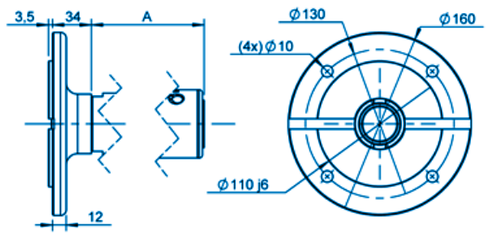

GROUP IV FLANGE AF

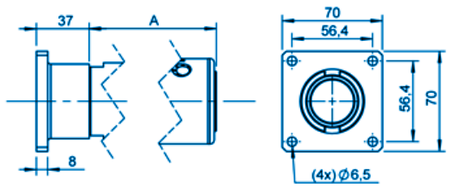

GROUP IV FLANGE AH

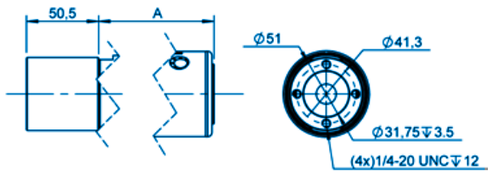

GROUP IV FLANGE AS

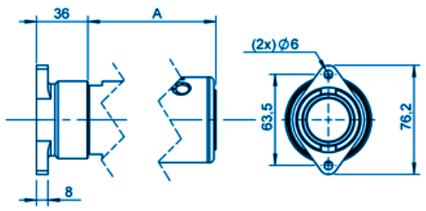

GROUP IV FLANGE AX - ARP

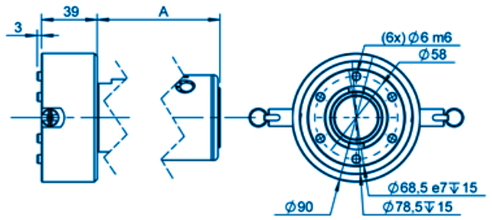

GROUP IV FLANGE B

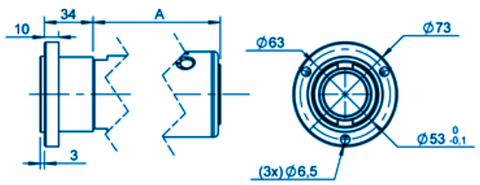

GROUP IV FLANGE BO

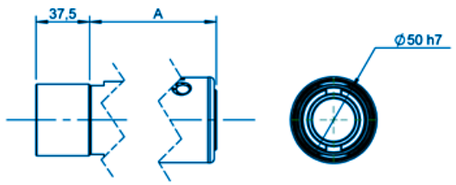

FLANGES GROUP IV (2/3)

XTH 05 | XTH 07 | XTS 08 | XTH 08 | XTS 10 | XTH 10 | XTS 20 | XTS 25

GROUP IV FLANGE F

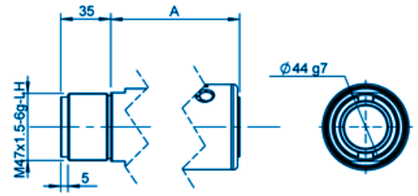

GROUP IV FLANGE FH

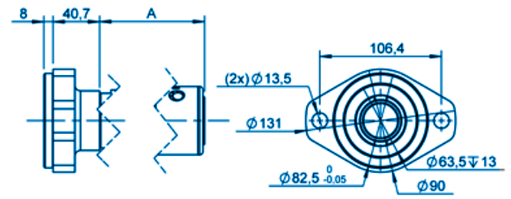

GROUP IV FLANGE FJ - IEC80B14

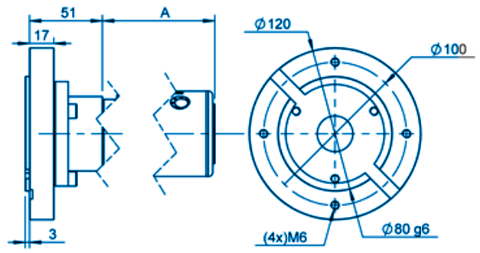

GROUP IV FLANGE J

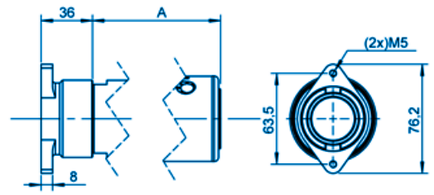

GROUP IV FLANGE L

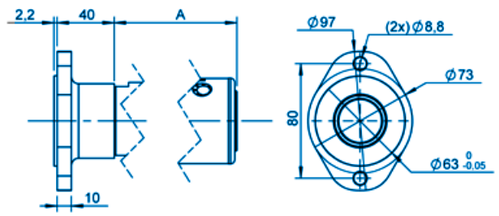

GROUP IV FLANGE M

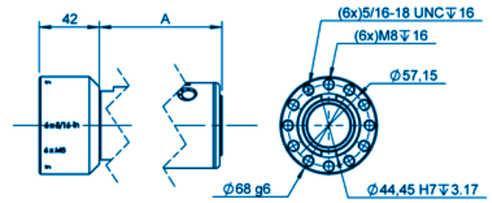

GROUP IV FLANGE N

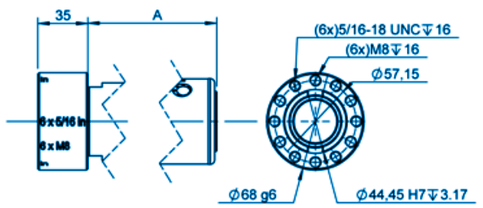

GROUP IV FLANGE Q

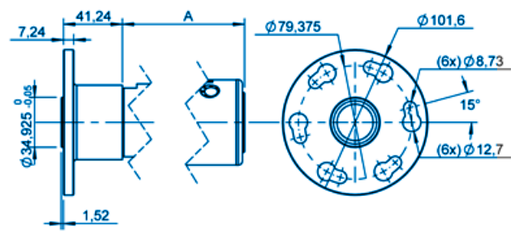

FLANGES GROUP IV (3/3)

XTH 05 | XTH 07 | XTS 08 | XTH 08 | XTS 10 | XTH 10 | XTS 20 | XTS 25

GROUP IV FLANGE R - IEC71B14

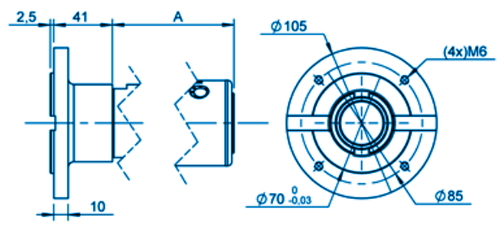

GROUP IV FLANGE S

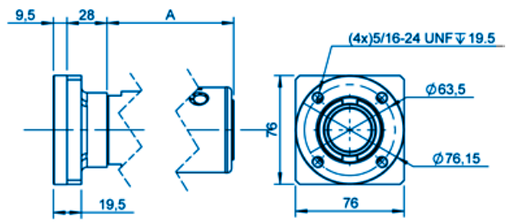

GROUP IV FLANGE U

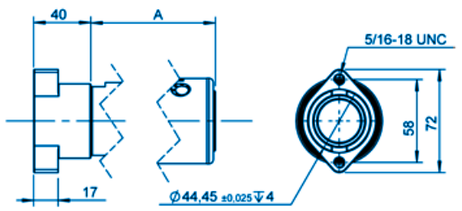

GROUP IV FLANGE V

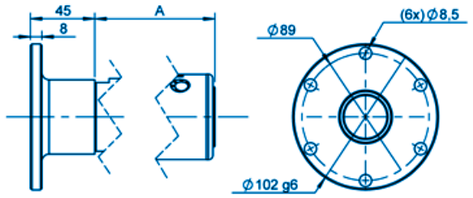

GROUP IV FLANGE W - IEC80B5

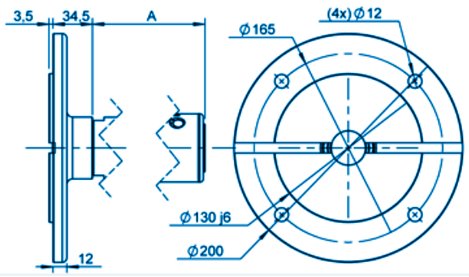

GROUP IV FLANGE Y

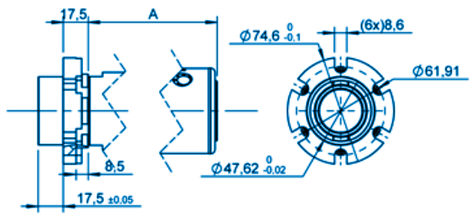

GROUP IV FLANGE Z

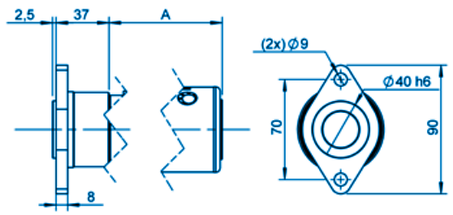

You didn't find your match ?

Contact us !

SHAFTS GROUP IV (1/3)

XTH 05 | XTH 07 | XTS 08 | XTH 08 | XTS 10 | XTH 10 | XTS 20 | XTS 25

GROUP IV SHAFT 007 - KEYED Ø1''

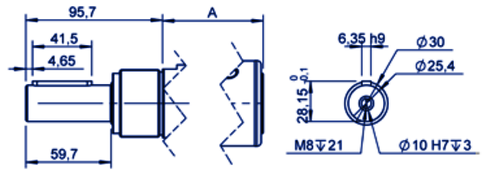

GROUP IV SHAFT 019 - SPLINED ARP

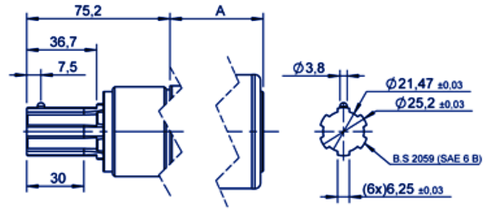

GROUP IV SHAFT C11 - KEYED Ø14 - IEC71B5 - IEC71B14

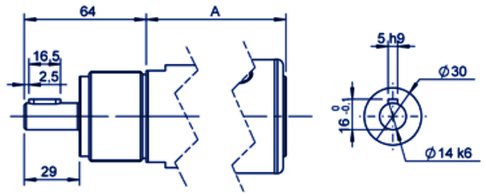

GROUP IV SHAFT C12 - KEYED Ø19 - IEC80B5 - IEC80B14

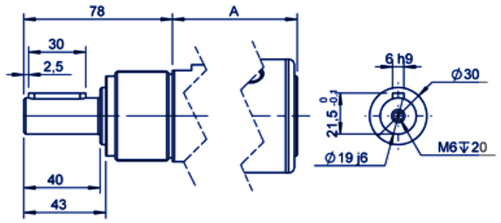

GROUP IV SHAFT C15 - KEYED Ø5/8''

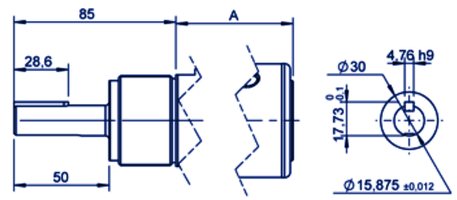

GROUP IV SHAFT C16 - SQUARE Ø5/8''

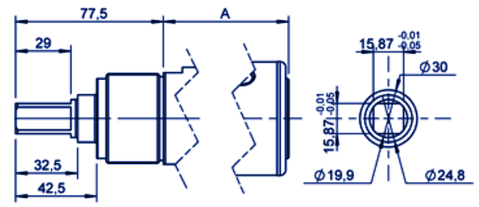

GROUP IV SHAFT C19 - KEYED Ø11 - IEC63B14

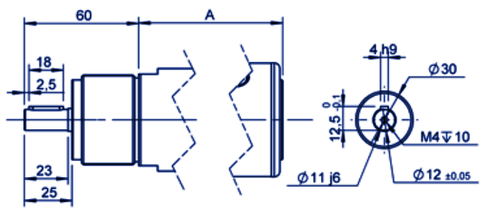

GROUP IV SHAFT CA1 - SQUARE Ø1/2''

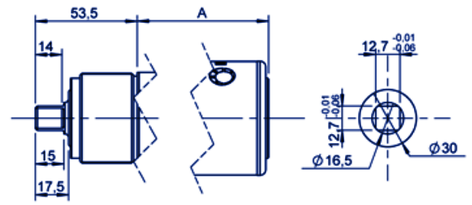

SHAFTS **GROUP IV** (2/3)

XTH 05 | XTH 07 | XTS 08 | XTH 08 | XTS 10 | XTH 10 | XTS 20 | XTS 25

GROUP IV SHAFT CL1 - KEYED Ø1/2''

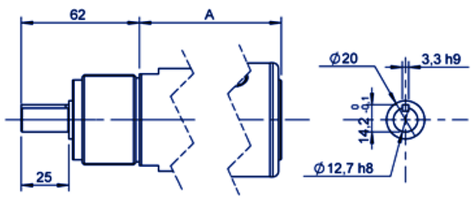

GROUP IV SHAFT CL2 - KEYED Ø3/4''

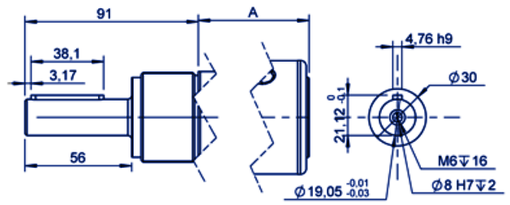

GROUP IV SHAFT CL6 - KEYED Ø16

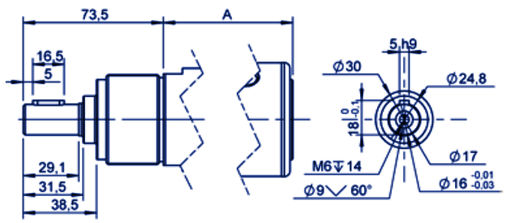

GROUP IV SHAFT CL9 - KEYED Ø12

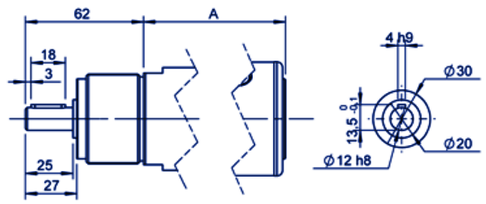

GROUP IV SHAFT CNC - SPLINED SHORT

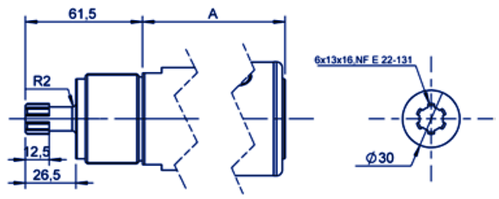

GROUP IV SHAFT CNL - SPLINED LONG

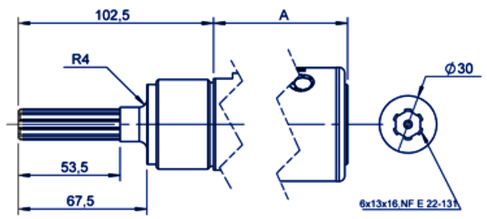

GROUP IV SHAFT CONICAL B12

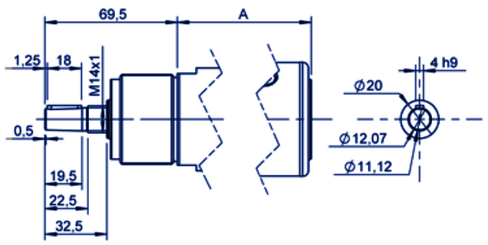

GROUP IV SHAFT CONICAL B16

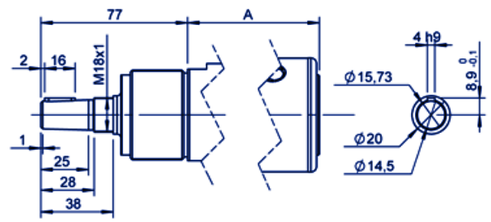

SHAFTS **GROUP IV** (3/3)

XTH 05 | XTH 07 | XTS 08 | XTH 08 | XTS 10 | XTH 10 | XTS 20 | XTS 25

GROUP IV SHAFT FI1 - THREADED Ø1/2''

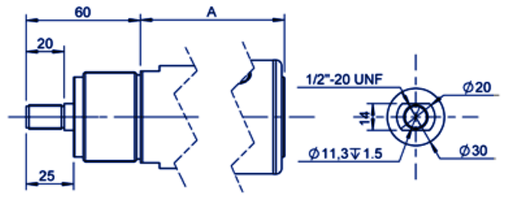

You didn't find your match ?

Contact us !