modec
moteurs & solutions pneumatiques

MAX POWER
480 W
MAX TORQUE
640 Nm

"07" series air motors are **much appreciated in pharmacy, chemistry and food processing industries**. Sealed and **made of stainless steel**, they are **waterproof, resistant to corrosive product**s and their exhaust is collected so that there is **no risk of pollution**.

Like any of our air motors, "07" series air motors **can be used without lubrication** on demand in order to reduce even more any risk of oil exhaust.

Although they have a minimal size and weight, they **can develop up to 480W**.

MTE 07
MTS 07
MTH 07
MRH 07
MRZ 07

ACCESSORIES FOR THIS MOTOR	Reference
Filtration, pressure Regulation and Lubrication unit (FRL)	AC106
Safety Air Treatment Box (SAT Box)	AC118
With Pedal remote control	AC119
With handle remote control	AC120
With remote emergency kill switch	AC125
With remote E-Stop and pedal remote control	AC121
With remote E-Stop and handle remote control	AC122
Maintenance kits	
Maintenance kit for "07" series	AC301
Maintenance kit for lube free "07" series	AC311
Maintenance kit for kit start "07" series	AC321
modec Oil Co-16	AC149
Filters and silencers	
Metallic standard exhaust silencer	AC168
Metallic standard inlet silencer	AC180
Plastic standard exhaust silencer	AC166
Plastic standard inlet silencer	AC150
Heavy duty exhaust silencer	AC167
Heavy duty inlet silencer	AC154
Speed control muffler	AC171
High flow air muffler	AC158
Exhaust silencer filter	AC165

CONNECTION AND LUBRICATION

Min. fittings Ø		Min. pipe Ø		Lubrification (6,2 bars)
In	Out	In	Out	
5 mm / 0,2 In	7 mm / 0,3 In	6 mm / 0,2 In	9 mm / 0,4 In	3 drops / minute

CONVERSION TABLE

Watt ► Horse power	Newton meter ► Pound feet	Millimeter ► Inch
Watt x 0.001341 = hp	Nm x 0,7376 = lb.ft	mm x 0,03937 = in
Bar ► Pound per square Inch	Normo Liter / minute ► Standard cubic feet per minute	Kilogram ► Pound
Bar x 14,5 = psi	NL / min x 0,03531 = scfm	Kg x 2,205 = lb

MOTOR MTH 07
POWER 380-470 W

MTH 07



REDUCTION RATIO (3 digits) *See table*

OPTIONS (2 digits) *See table*

M T H 0 7 X X X X X X X X X X – X X

ROTATION* RT Right (Clockwise) / LT Left (CCW) / RV Reversible

FLANGE (1 to 2 digits)

OUTPUT SHAFT (1 to 3 digits)

** rotation direction is defined when looking from the back of the motor*

OPTIONS AVAILABLE FOR THIS MOTOR

Collected exhaust	▶	▶	▶	▶	▶	▶
ATEX certification		▶			▶	▶
Lubrication free			▶		▶	
Kit start				▶		▶
Code	01	07	09	10	21	22

LAYOUT

MTH 07

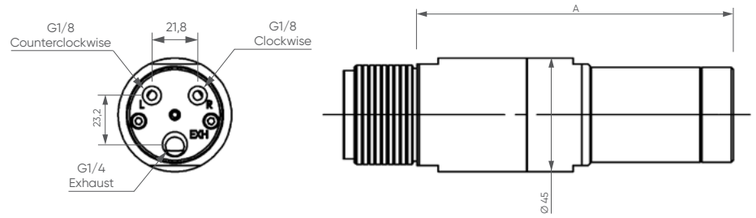

PERFORMANCES

MTH 07 XT Air motor reference	Reduction ratio	Air supply pressure	Speed (rpm) @ max Power	Speed (rpm) Free	Torque (N.m) @ max Power	Torque (N.m) Max (stall)	Torque (N.m) Starting torque	Max Power (W)	Air cons (Nl/min)	Dimensions A (mm)	Dimensions Ø (mm)	Dimensions Weight (kg)
MTH 07 XT 111	111	6,2 bars	73	147	61	98	87	469	700	174,5	54	2,2
		5 bars	66	133	53	83	73	369	600			
		4 bars	59	119	46	66	58	284	500			
MTH 07 XT 132	132	6,2 bars	61	123	73	118	104	469	700	174,5	54	2,2
		5 bars	55	111	64	99	87	369	600			
		4 bars	49	99	55	79	70	284	500			
MTH 07 XT 159	159	6,2 bars	51	102	87	141	124	469	700	174,5	54	2,2
		5 bars	46	93	76	118	104	369	600			
		4 bars	41	83	66	95	84	284	500			
MTH 07 XT 169	169	6,2 bars	48	96	93	150	132	469	700	174,5	54	2,2
		5 bars	44	87	81	126	111	369	600			
		4 bars	39	78	70	101	89	284	500			

MTH 07 RV Air motor reference	Reduction ratio	Air supply pressure	Speed (rpm) @ max Power	Speed (rpm) Free	Torque (N.m) @ max Power	Torque (N.m) Max (stall)	Torque (N.m) Starting torque	Max Power (W)	Air cons (Nl/min)	Dimensions A (mm)	Dimensions Ø (mm)	Dimensions Weight (kg)
MTH 07 RV 111	111	6,2 bars	62	125	58	87	76	379	700	174,5	54	2,2
		5 bars	57	113	49	71	63	289	600			
		4 bars	50	101	41	57	51	216	500			
MTH 07 RV 132	132	6,2 bars	52	104	69	104	91	379	700	174,5	54	2,2
		5 bars	47	95	58	85	75	289	600			
		4 bars	42	84	49	69	61	216	500			
MTH 07 RV 159	159	6,2 bars	44	87	83	124	109	379	700	174,5	54	2,2
		5 bars	40	79	70	102	90	289	600			
		4 bars	35	70	59	83	73	216	500			
MTH 07 RV 169	169	6,2 bars	41	82	88	132	117	379	700	174,5	54	2,2
		5 bars	37	74	74	109	95	289	600			
		4 bars	33	66	63	88	77	216	500			
MTH 07 RV 202	202	6,2 bars	34	68	106	159	140	379	700	174,5	54	2,2
		5 bars	31	62	89	130	114	289	600			
		4 bars	28	55	75	105	93	216	500			

Data indicated in this table have an accuracy of +/- 5%

POWER, SPEED, TORQUE AND AIR CONSUMPTION GRAPHS

MTH 07 XT

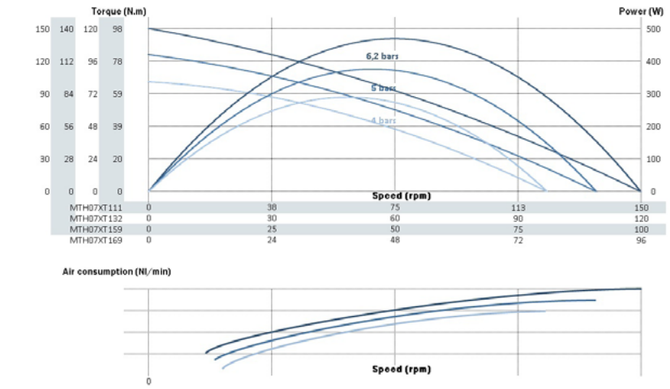

MTH07XT111	0	38	75	113	150
MTH07XT132	0	30	60	90	120
MTH07XT159	0	25	50	75	100
MTH07XT169	0	24	48	72	96

MTH 07 RV

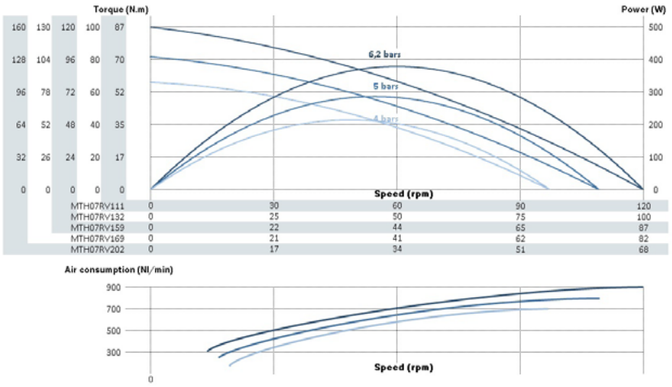

MTH07RV111	0	30	60	90	120
MTH07RV132	0	25	50	75	100
MTH07RV159	0	22	44	65	87
MTH07RV169	0	21	41	62	82
MTH07RV202	0	17	34	51	68

MAXIMUM RADIAL & AXIAL LOAD

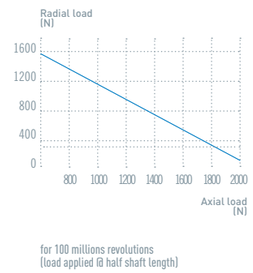

NOTES

modec moteurs & solutions pneumatiques

FLANGES GROUP IV (1/3)

XTH 05 | XTH 07 | XTS 08 | XTH 08 | XTS 10 | XTH 10 | XTS 20 | XTS 25

GROUP IV FLANGE AB - IEC63B14

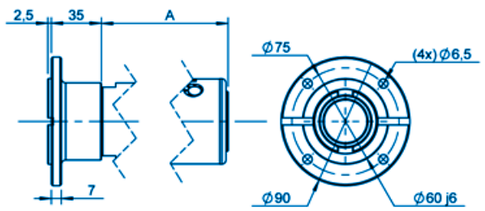

GROUP IV FLANGE AC - IEC71B5

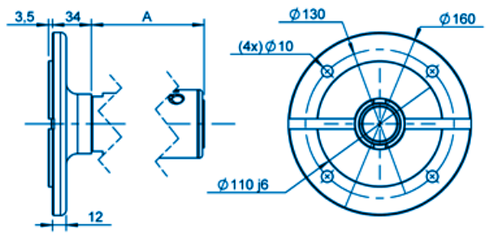

GROUP IV FLANGE AF

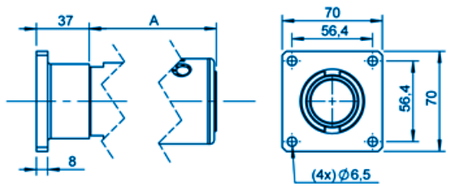

GROUP IV FLANGE AH

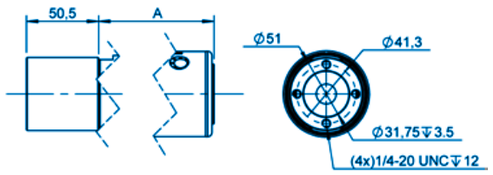

GROUP IV FLANGE AS

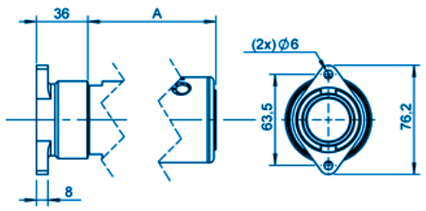

GROUP IV FLANGE AX - ARP

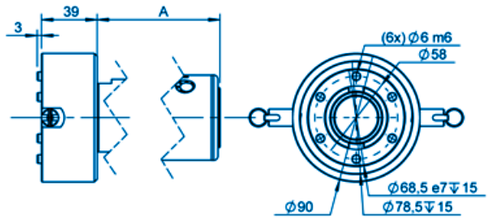

GROUP IV FLANGE B

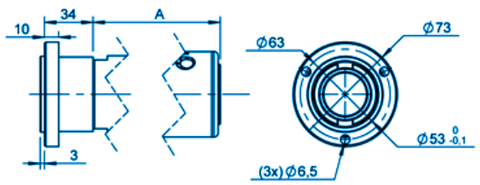

GROUP IV FLANGE BO

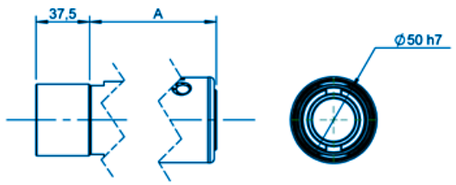

FLANGES GROUP IV (2/3)

XTH 05 | XTH 07 | XTS 08 | XTH 08 | XTS 10 | XTH 10 | XTS 20 | XTS 25

GROUP IV FLANGE F

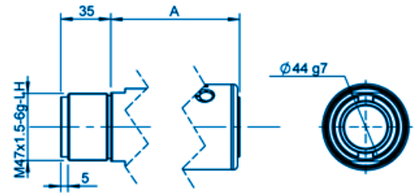

GROUP IV FLANGE FH

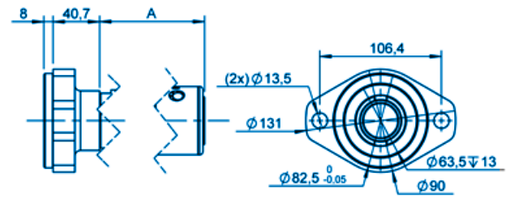

GROUP IV FLANGE FJ - IEC80B14

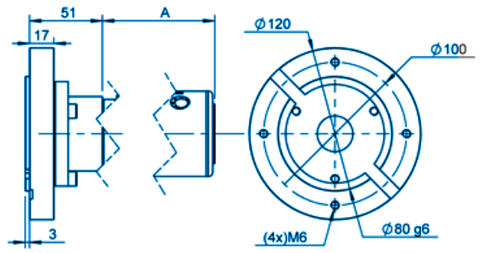

GROUP IV FLANGE J

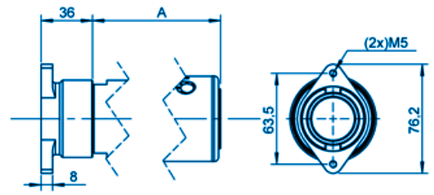

GROUP IV FLANGE L

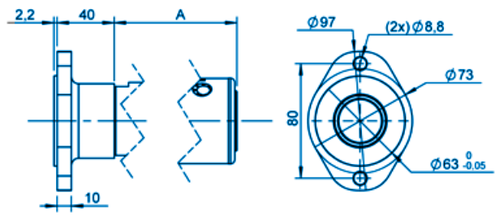

GROUP IV FLANGE M

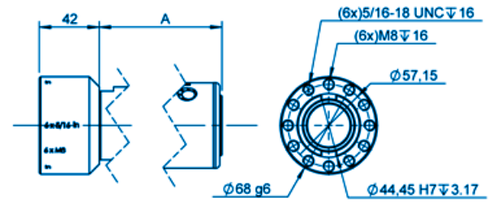

GROUP IV FLANGE N

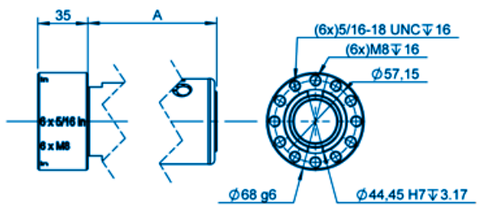

GROUP IV FLANGE Q

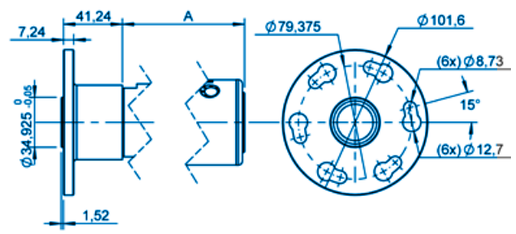

FLANGES GROUP IV (3/3)

XTH 05 | XTH 07 | XTS 08 | XTH 08 | XTS 10 | XTH 10 | XTS 20 | XTS 25

GROUP IV FLANGE R - IEC71B14

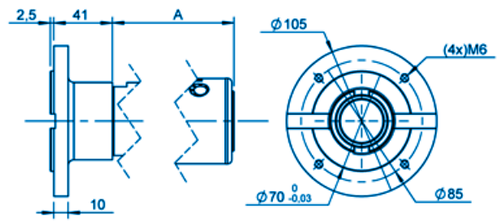

GROUP IV FLANGE S

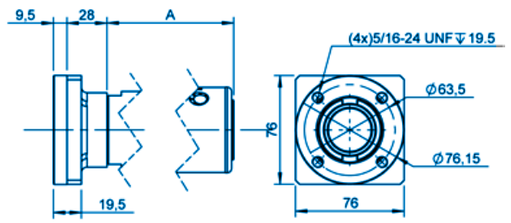

GROUP IV FLANGE U

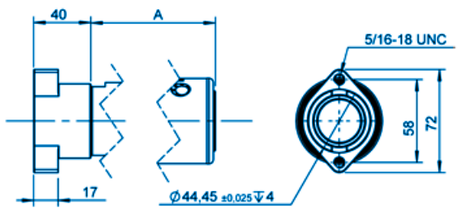

GROUP IV FLANGE V

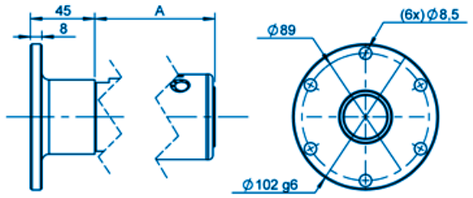

GROUP IV FLANGE W - IEC80B5

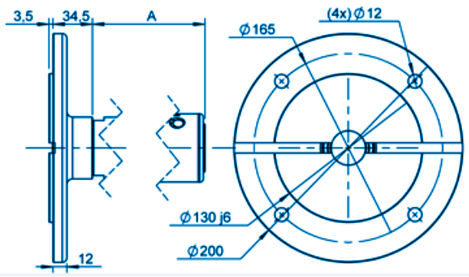

GROUP IV FLANGE Y

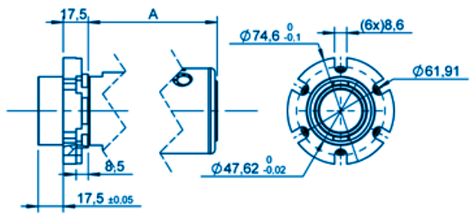

GROUP IV FLANGE Z

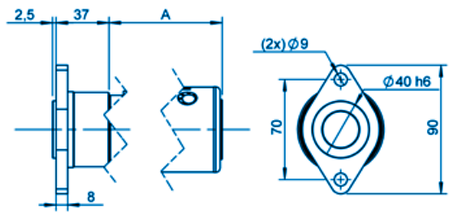

You didn't find your match ?

Contact us !

SHAFTS GROUP IV (1/3)

XTH 05 | XTH 07 | XTS 08 | XTH 08 | XTS 10 | XTH 10 | XTS 20 | XTS 25

GROUP IV SHAFT 007 - KEYED Ø1''

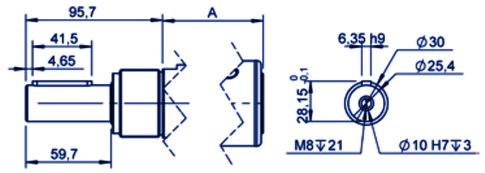

GROUP IV SHAFT 019 - SPLINED ARP

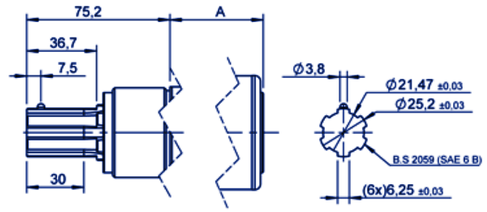

GROUP IV SHAFT C11 - KEYED Ø14 - IEC71B5 - IEC71B14

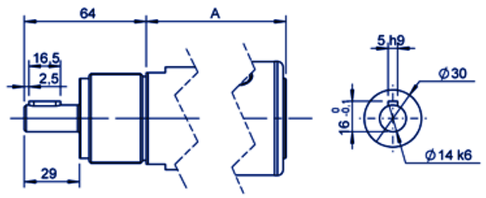

GROUP IV SHAFT C12 - KEYED Ø19 - IEC80B5 - IEC80B14

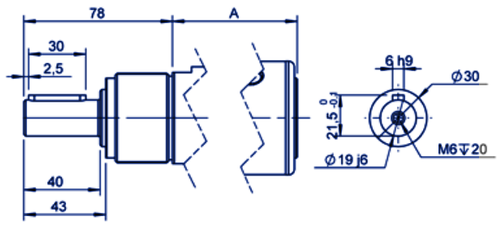

GROUP IV SHAFT C15 - KEYED Ø5/8''

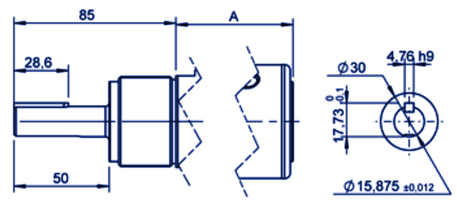

GROUP IV SHAFT C16 - SQUARE Ø5/8''

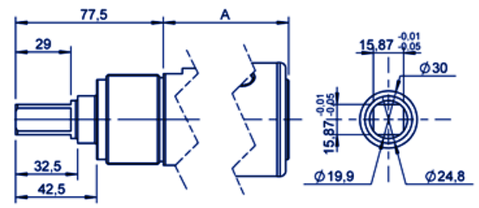

GROUP IV SHAFT C19 - KEYED Ø11 - IEC63B14

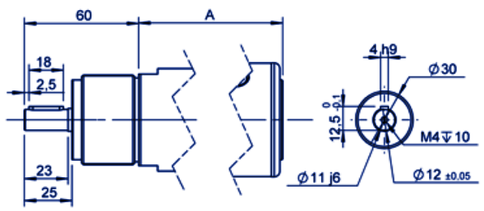

GROUP IV SHAFT CA1 - SQUARE Ø1/2''

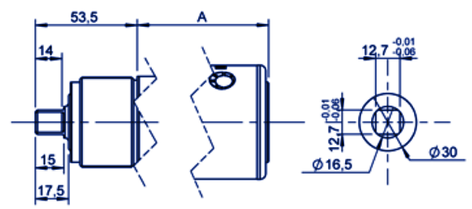

SHAFTS GROUP IV (2/3)

XTH 05 | XTH 07 | XTS 08 | XTH 08 | XTS 10 | XTH 10 | XTS 20 | XTS 25

GROUP IV SHAFT CL1 - KEYED Ø1/2''

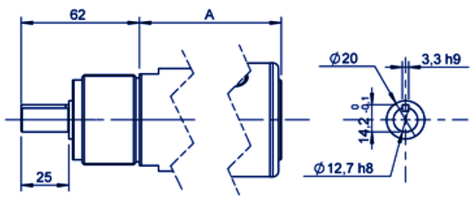

GROUP IV SHAFT CL2 - KEYED Ø3/4''

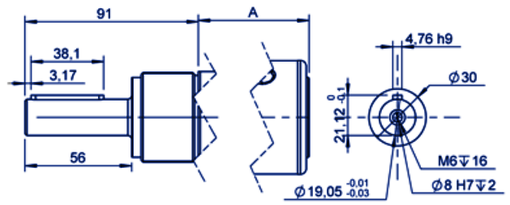

GROUP IV SHAFT CL6 - KEYED Ø16

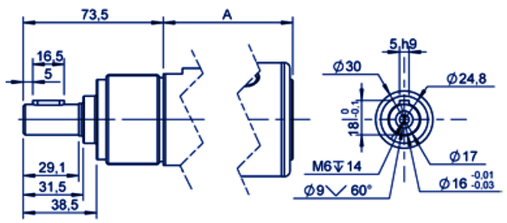

GROUP IV SHAFT CL9 - KEYED Ø12

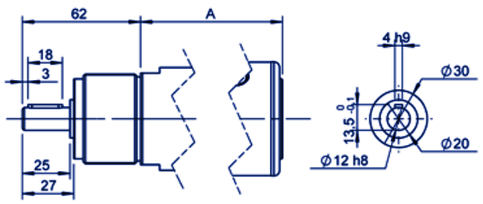

GROUP IV SHAFT CNC - SPLINED SHORT

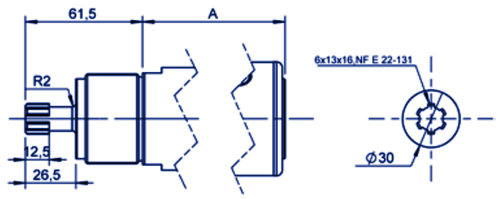

GROUP IV SHAFT CNL - SPLINED LONG

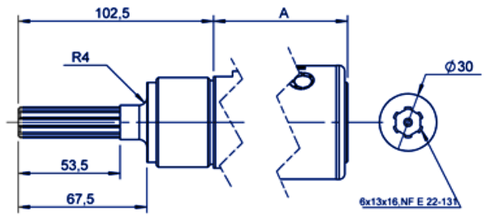

GROUP IV SHAFT CONICAL B12

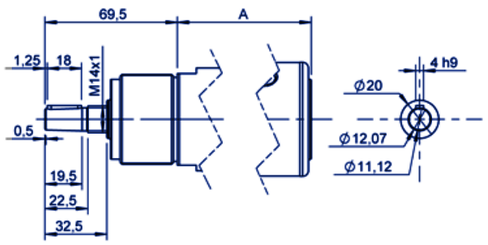

GROUP IV SHAFT CONICAL B16

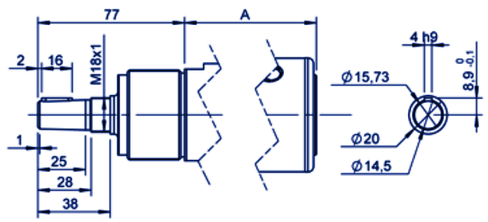

SHAFTS GROUP IV (3/3)

XTH 05 | XTH 07 | XTS 08 | XTH 08 | XTS 10 | XTH 10 | XTS 20 | XTS 25

GROUP IV SHAFT FI1 - THREADED Ø1/2''

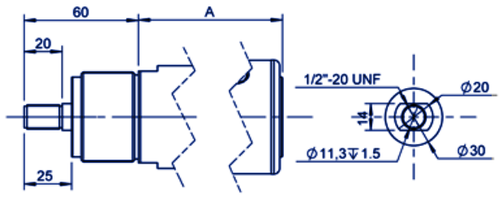

You didn't find your match ?

Contact us !