modec
moteurs & solutions pneumatiques

MAX POWER
1900 W
MAX TORQUE
840 Nm

Twin brothers of the "10", the "20" series air motors offer the same versatility and are available with the same speed and torque ranges but **with even greater power**.

It contains the 3 same application families (Easy, Standard and Heavy duty) with the same configurations of right angle drive heads and integrated handles. **Ideal for applications as different as blasting, conveyors, lifting or integration in special machines.**

Like their little brothers, the "20" range air motors **can get an integrated speed controller**, which is indispensable for certain manual applications.

ACCESSORIES FOR THIS MOTOR	Reference
Filtration, pressure Regulation and Lubrication unit (FRL)	AC107
Safety Air Treatment Box (SAT Box)	AC118
With Pedal remote control	AC119
With handle remote control	AC120
With remote emergency kill switch	AC125
With remote E-Stop and pedal remote control	AC121
With remote E-Stop and handle remote control	AC122
Maintenance kits	
Maintenance kit for "20" series	AC304
Maintenance kit for lube free "20" series	AC314
Maintenance kit for kit start "20" series	AC324
Exhaust collector kit for "20" series	AC341
modec Oil Co-16	AC149
Control handles	
Safety control handle for non reversible "20" series	AC406
Safety control handle for reversible "20" series	AC404
Progressive control handle for non reversible "20" series	AC400
Progressive control handle for reversible "20" series	AC408
Filters et silencers	
Metallic standard silencer	AC182
Metallic standard inlet silencer (RV)	AC181
Plastic standard silencer	AC152
Plastic standard inlet silencer (RV)	AC183
Heavy duty silencer	AC156
Heavy duty inlet silencer (RV)	AC155
High flow air muffler	AC159
Exhaust silencer filter	AC161
Speed control muffler	AC174

CONNECTION AND LUBRIFICATION

Min. fittings Ø		Min. pipe Ø		Lubrification (6,2 bars)
In	Out	In	Out	
10 mm / 0,4 In	16 mm / 0,6 In	13 mm / 0,5 In	20 mm / 0,8 In	7 drops / minute

CONVERSION TABLE

Watt ► Horse power	Newton meter ► Pound feet	Millimeter ► Inch
Watt x 0.001341 = hp	Nm x 0,7376 = lb.ft	mm x 0,03937 = in
Bar ► Pound per square Inch	Normo Liter / minute ► Standard cubic feet per minute	Kilogram ► Pound
Bar x 14,5 = psi	NL / min x 0,03531 = scfm	Kg x 2,205 = lb

MOTORS NRZ 20
POWER 1400-1500 W

NRZ 20 XT



NRZ 20 RV



N R Z 2 0 X X X X X X X X X X – X X

REDUCTION RATIO (3 digits) *See table*

OPTIONS (2 digits) *See table*

ROTATION*
- RT Right (Clockwise)
- LT Left (CCW)
- RV Reversible

FLANGE (1 to 2 digits)

OUTPUT SHAFT (1 to 3 digits)

** rotation direction is defined when looking from the back of the motor*

OPTIONS AVAILABLE FOR THE NRZ 20 XT

Code	00	01	02	04	05	06	07	09	10	13	14	15	18	19	21	22	31	32
Collected exhaust		●					●	●	●						●	●		
ATEX certification			●				●			●	●	●			●	●	●	●
Lubrication free				●				●		●			●		●		●	
Kit start					●				●		●			●		●		●
Speed control						●						●	●	●			●	●

OPTIONS AVAILABLE FOR THE NRZ 20 RV

Code	03	12	16	17	29	30
ATEX certification		●			●	●
Left/Right switch	●	●	●	●	●	●
Lubrication free			●		●	
Kit start				●		●

LAYOUT

NRZ 20 XT

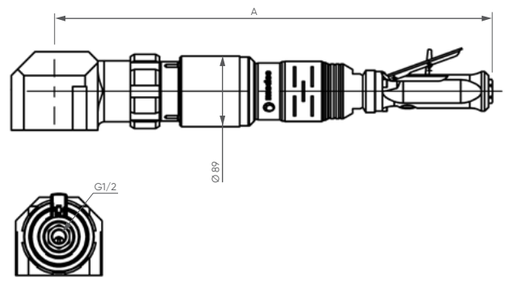

NRZ 20 RV

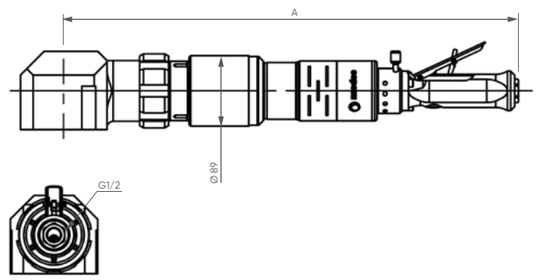

PERFORMANCES

NRZ 20 XT — Air motor reference	Reduction ratio	Air supply pressure	Speed (rpm) @ max Power	Speed (rpm) Free	Torque (N.m) @ max Power	Torque (N.m) Max (stall)	Torque (N.m) Starting torque	Max Power (W)	Air cons (Nl/min)	Dimensions A (mm)	Dimensions Ø (mm)	Dimensions Weight (kg)
NRZ 20 XT 115	115	6,2 bars	49	99	298	625	550	1543	1800	557,3	88,8	12,0
		5 bars	46	92	254	507	446	1224	1500			
		4 bars	43	86	210	406	357	948	1200			
NRZ 20 XT 154	154	6,2 bars	37	74	400	838	737	1543	1800	557,3	88,8	12,0
		5 bars	34	69	340	680	598	1224	1500			
		4 bars	32	64	282	545	479	948	1200			

NRZ 20 RV — Air motor reference	Reduction ratio	Air supply pressure	Speed (rpm) @ max Power	Speed (rpm) Free	Torque (N.m) @ max Power	Torque (N.m) Max (stall)	Torque (N.m) Starting torque	Max Power (W)	Air cons (Nl/min)	Dimensions A (mm)	Dimensions Ø (mm)	Dimensions Weight (kg)
NRZ 20 RV 115	115	6,2 bars	41	82	324	443	390	1393	1800	578,8	88,8	12,7
		5 bars	38	76	267	369	325	1062	1500			
		4 bars	35	70	211	297	262	773	1200			
NRZ 20 RV 154	154	6,2 bars	31	61	434	594	523	1393	1800	578,8	88,8	12,7
		5 bars	28	57	358	495	436	1062	1500			
		4 bars	26	52	283	399	351	773	1200			
NRZ 20 RV 171	171	6,2 bars	28	55	482	660	580	1393	1800	578,8	88,8	12,7
		5 bars	26	51	397	550	484	1062	1500			
		4 bars	24	47	314	443	390	773	1200			
NRZ 20 RV 227	227	6,2 bars	21	42	640	875	770	1393	1800	578,8	88,8	12,7
		5 bars	19	39	527	730	642	1062	1500			
		4 bars	18	35	416	587	517	773	1200			

Data indicated in this table have an accuracy of +/- 5%

POWER, SPEED, TORQUE AND AIR CONSUMPTION GRAPHS

NRZ 20 XT

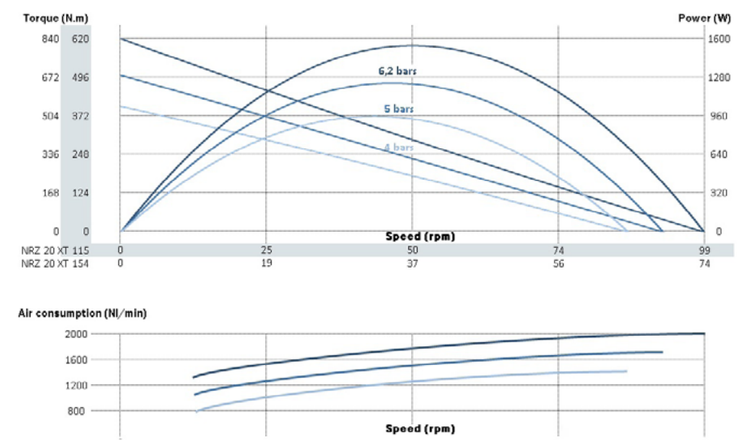

NRZ 20 RV

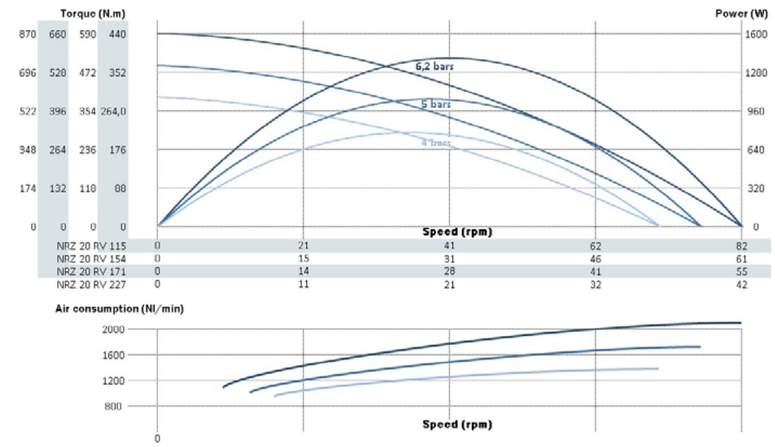

MAXIMUM RADIAL & AXIAL LOAD

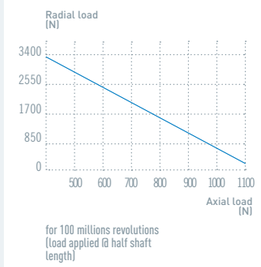

NOTES

modec moteurs & solutions pneumatiques

FLANGES & SHAFTS **GROUP IX**

XRZ 08 | XRZ 10 | XRZ 20 | XRZ 25 | XRS 30

GROUP IX FLANGE A

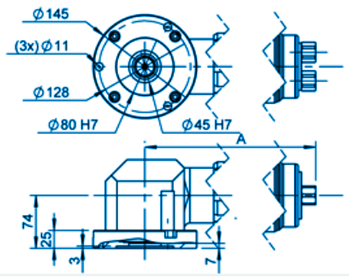

GROUP IX FLANGE B

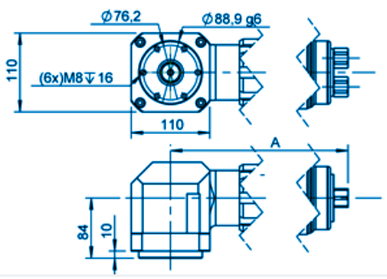

GROUP IX FLANGE H

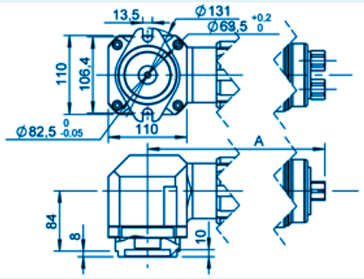

GROUP IX SHAFT 001 - KEYED Ø7/8''

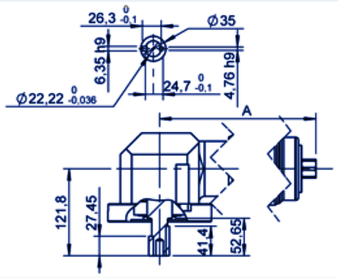

GROUP IX SHAFT 003 - KEYED Ø3/4''

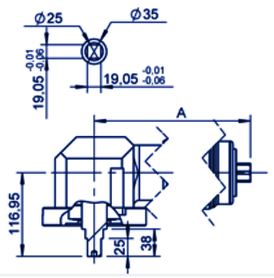

GROUP IX SHAFT CL2 - KEYED Ø1''

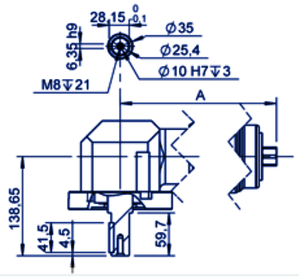

GROUP IX SHAFT CL3 - KEYED Ø35

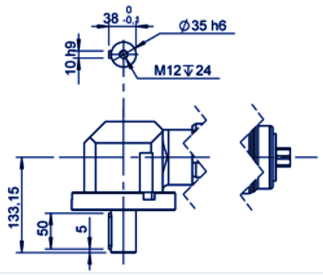

GROUP IX SHAFT CL4 - KEYED Ø25

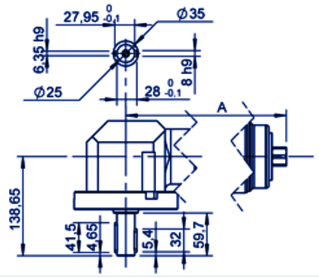

You didn't find your match ?

Contact us !