modec
moteurs & solutions pneumatiques

MAX POWER
3200 W
MAX TORQUE
840 Nm

Modec air motors « 30 » series has long proven itself in the most demanding **applications in terms of torque, power and robustness**. With a power of more than 3 kW and an exceptionally robust design, it is no surprise that these air motors can be found in **the most demanding environments (ATEX, extreme temperatures, off-shore, marine) and on the most difficult applications (machining, conveying, drilling...).**

They are of course available, like the other modec air motors, with or without right angle drive shaft and with or without handle.



+ ACCESSORIES FOR THIS MOTOR	Reference
Filtration, pressure Regulation and Lubrication unit (FRL)	AC108
Safety Air Treatment Box (SAT Box)	AC126
With Pedal remote control	AC127
With handle remote control	AC128
With remote emergency kill switch	AC129
With remote E-Stop and pedal remote control	AC130
With remote E-Stop and handle remote control	AC131
Maintenance kits	
Maintenance kit for "30" series	AC306
Maintenance kit for lube free "30" series	AC316
Maintenance kit for kit start "30" series	AC326
Exhaust collector kit for "30" series	AC343
modec Oil Co-16	AC149
Control handles	
Safety control handle for non reversible "30" series	AC412
Safety control handle for reversible "30" series	AC414
Progressive control handle for non reversible "30" series	AC407
Progressive control handle for reversible "30" series	AC410
Filters et silencers	
Metallic standard exhaust silencer	AC182
Metallic standard inlet silencer	AC164
Plastic standard exhaust silencer	AC153
Plastic standard inlet silencer	AC184
Heavy duty exhaust silencer	AC157
Heavy duty inlet silencer	AC155
High flow air muffler	AC160
Exhaust silencer filter	AC185
Speed control muffler	AC174

CONNECTION ET LUBRIFICATION

Min. fittings Ø		Min. pipe Ø		Lubrification (6,2 bars)
In	Out	In	Out	
14 mm / 0,6 In	16 mm / 0,6 In	16 mm / 0,6 In	20 mm / 0,8 In	11 drops / minute

CONVERSION TABLE

Watt ➤ Horse power	Newton meter ➤ Pound feet	Millimeter ➤ Inch
Watt x 0.001341 = hp	Nm x 0,7376 = lb.ft	mm x 0,03937 = in
Bar ➤ Pound per square Inch	Normo Liter / minute ➤ Standard cubic feet per minute	Kilogram ➤ Pound
Bar x 14,5 = psi	NL / min x 0,03531 = scfm	Kg x 2,205 = lb

MOTORS MTS 30
POWER
2500-3200 W

MTS 30



REDUCTION RATIO
(3 digits)
See table

OPTIONS
(2 digits)
See table

M T S 3 0 X X X X X X X X X X — X X

ROTATION*
- RT Right (Clockwise)
- LT Left (CCW)
- RV Reversible

FLANGE
(1 to 2 digits)

OUTPUT SHAFT
(1 to 3 digits)

** rotation direction is defined when looking from the back of the motor*

PERFORMANCES

MTS 30 XT Air motor reference	Reduction ratio	Air supply pressure	Speed (rpm) @ max Power	Speed (rpm) Free	Torque (N.m) @ max Power	Torque (N.m) Max (stall)	Torque (N.m) Starting torque	Max Power (W)	Air cons (Nl/min)	Dimensions A (mm)	Dimensions Ø (mm)	Dimensions Weight (kg)
MTS 30 XT 004	4	6,2 bars	1345	2690	23	44	39	3209	3100	176	101,6	7,3
		5 bars	1217	2434	19	36	31	2416	2500			
		4 bars	1107	2214	16	29	25	1850	2000			
MTS 30 XT 005	5	6,2 bars	1040	2079	29	57	50	3209	3100	176	101,6	7,3
		5 bars	940	1881	25	46	41	2416	2500			
		4 bars	855	1711	21	37	33	1850	2000			
MTS 30 XT 007	7	6,2 bars	681	1362	45	87	77	3209	3100	176	101,6	7,3
		5 bars	616	1232	37	71	62	2416	2500			
		4 bars	560	1120	32	57	50	1850	2000			
MTS 30 XT 011	11	6,2 bars	475	951	64	125	110	3209	3100	176	101,6	7,3
		5 bars	430	860	54	101	89	2416	2500			
		4 bars	391	782	45	82	72	1850	2000			
MTS 30 XT 014	14	6,2 bars	363	725	85	163	144	3209	3100	176	101,6	7,3
		5 bars	328	656	70	133	117	2416	2500			
		4 bars	298	597	59	107	94	1850	2000			
MTS 30 XT 018	18	6,2 bars	280	560	109	212	186	3209	3100	176	101,6	7,3
		5 bars	253	507	91	172	151	2416	2500			
		4 bars	231	461	77	139	122	1850	2000			
MTS 30 XT 023	23	6,2 bars	217	433	141	274	241	3209	3100	176	101,6	7,3
		5 bars	196	392	118	222	195	2416	2500			
		4 bars	178	356	99	180	158	1850	2000			
MTS 30 XT 027	27	6,2 bars	184	367	167	323	284	3209	3100	176	101,6	7,3
		5 bars	166	332	139	262	231	2416	2500			
		4 bars	151	302	117	212	187	1850	2000			
MTS 30 XT 035	35	6,2 bars	142	284	216	418	368	3209	3100	176	101,6	7,3
		5 bars	128	257	180	339	298	2416	2500			
		4 bars	117	233	151	274	241	1850	2000			
MTS 30 XT 054	54	6,2 bars	93	186	330	638	562	3209	3100	176	101,6	7,3
		5 bars	84	168	275	518	456	2416	2500			
		4 bars	76	153	231	419	369	1850	2000			

Data indicated in this table have an accuracy of +/- 5%

LAYOUT

MTS 30

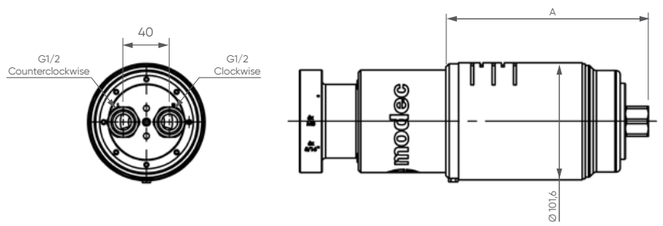

OPTIONS AVAILABLE FOR THIS MOTOR

Code	00	01	02	03	04	05	07	09	10	11	12	13	14	16	17	21	22	23	27	28	29	30	36	37
Collected exhaust		●					●	●	●	●						●	●	●	●	●			●	●
ATEX certification			●				●				●	●	●			●	●	●			●	●	●	●
Left/Right switch*				●							●			●	●						●	●		
Lubrication free					●			●				●		●		●			●		●		●	
Kit start						●			●				●		●		●			●		●		●
Inox										●								●	●	●			●	●

** Reversible motors only*

PERFORMANCES

MTS 30 RV Air motor reference	Reduction ratio	Air supply pressure	Speed (rpm) @ max Power	Speed (rpm) Free	Torque (N.m) @ max Power	Torque (N.m) Max (stall)	Torque (N.m) Starting torque	Max Power (W)	Air cons (Nl/min)	Dimensions A (mm)	Dimensions Ø (mm)	Dimensions Weight (kg)
MTS 30 RV 004	4	6,2 bars	1052	2104	23	39	29	2509	3000	176	101,6	7,4
		5 bars	968	1935	20	33	25	1983	2400			
		4 bars	880	1759	16	27	20	1483	1900			
MTS 30 RV 005	5	6,2 bars	813	1626	29	50	38	2509	3000	176	101,6	7,4
		5 bars	748	1496	25	43	32	1983	2400			
		4 bars	680	1360	21	35	26	1483	1900			
MTS 30 RV 007	7	6,2 bars	532	1065	45	77	58	2509	3000	176	101,6	7,4
		5 bars	490	979	39	65	49	1983	2400			
		4 bars	445	890	32	54	40	1483	1900			
MTS 30 RV 011	11	6,2 bars	372	743	64	110	83	2509	3000	176	101,6	7,4
		5 bars	342	684	55	93	70	1983	2400			
		4 bars	311	622	46	77	58	1483	1900			
MTS 30 RV 014	14	6,2 bars	284	567	85	145	109	2509	3000	176	101,6	7,4
		5 bars	261	522	73	122	92	1983	2400			
		4 bars	237	474	60	101	76	1483	1900			
MTS 30 RV 018	18	6,2 bars	219	438	109	187	140	2509	3000	176	101,6	7,4
		5 bars	202	403	94	158	119	1983	2400			
		4 bars	183	367	77	131	98	1483	1900			
MTS 30 RV 023	23	6,2 bars	169	339	141	242	182	2509	3000	176	101,6	7,4
		5 bars	156	312	122	205	154	1983	2400			
		4 bars	142	283	100	169	127	1483	1900			
MTS 30 RV 027	27	6,2 bars	144	287	167	286	215	2509	3000	176	101,6	7,4
		5 bars	132	264	144	242	182	1983	2400			
		4 bars	120	240	118	200	150	1483	1900			
MTS 30 RV 035	35	6,2 bars	111	222	216	370	278	2509	3000	176	101,6	7,4
		5 bars	102	204	186	313	235	1983	2400			
		4 bars	93	186	153	259	194	1483	1900			
MTS 30 RV 054	54	6,2 bars	73	145	330	565	424	2509	3000	176	101,6	7,4
		5 bars	67	134	284	478	359	1983	2400			
		4 bars	61	121	233	395	296	1483	1900			

Data indicated in this table have an accuracy of +/- 5%

POWER, SPEED, TORQUE AND AIR CONSUMPTION GRAPHS

MTS 30 XT

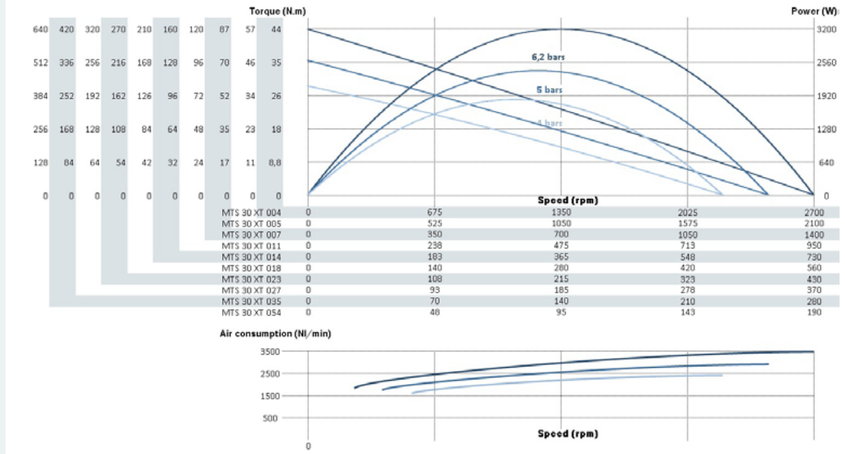

MTS 30 RV

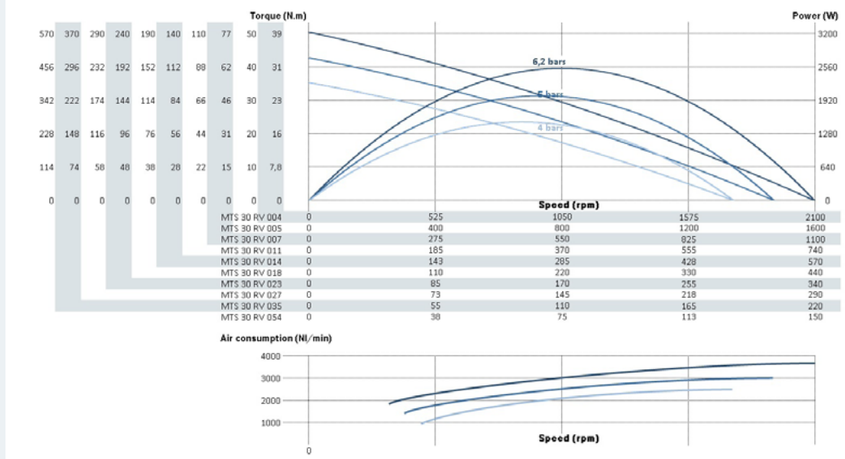

MAXIMUM RADIAL & AXIAL LOAD

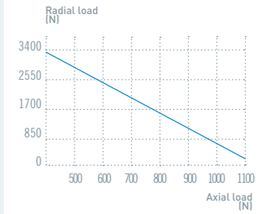

for 100 millions revolutions (load applied @ half shaft length)

NOTES

modec moteurs & solutions pneumatiques

FLANGES **GROUP VI**

XTZ 08 | XTZ 10 | XTZ 20 | XTZ 25 | XTS 30

GROUP VI FLANGE AA

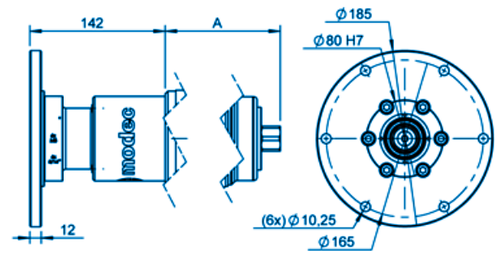

GROUP VI FLANGE AB - IEC80B14

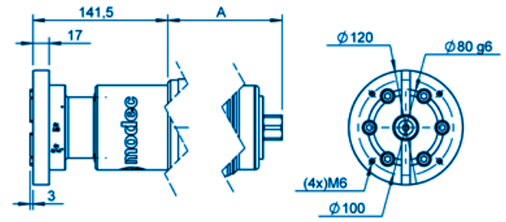

GROUP VI FLANGE AG - IEC80B5

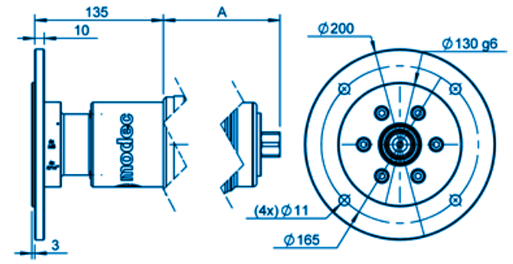

GROUP VI FLANGE AI WITH SHAFT CNW

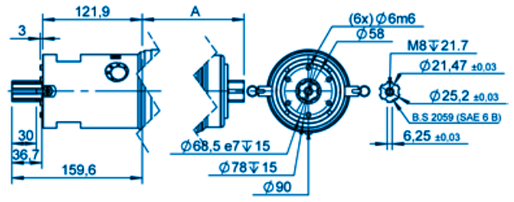

GROUP VI FLANGE AL

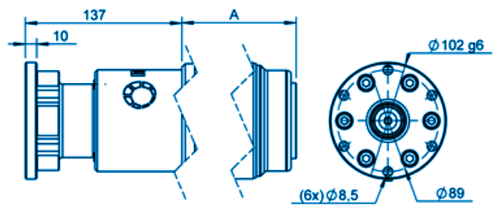

GROUP VI FLANGE B

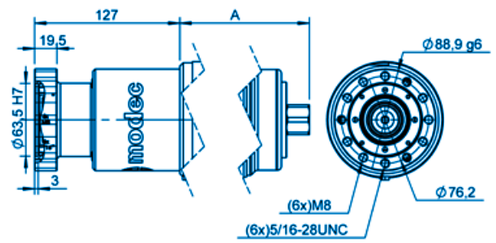

GROUP VI FLANGE H

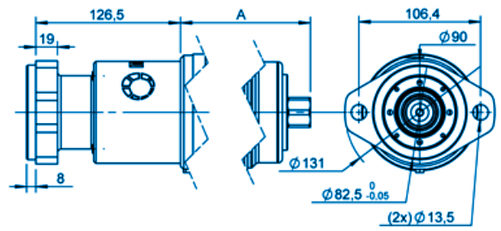

You didn't find your match ?

Contact us !

SHAFTS **GROUP VI**

XTZ 08 | XTZ 10 | XTZ 20 | XTZ 25 | XTS 30

GROUP VI SHAFT 003 - KEYED Ø19 - IEC 80B14 - IEC 80B5

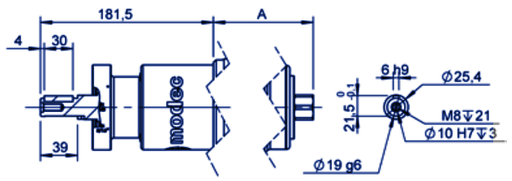

GROUP VI SHAFT CA1 - SQUARE 3/4''

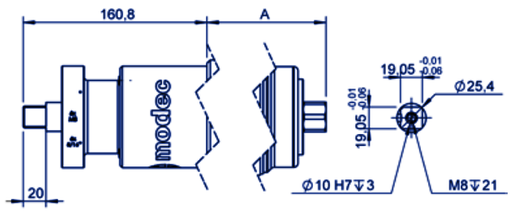

GROUP VI SHAFT CL2 - KEYED Ø1''

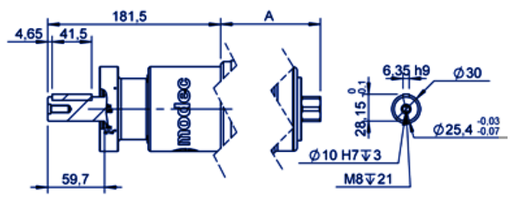

GROUP VI SHAFT CL4 - KEYED Ø25

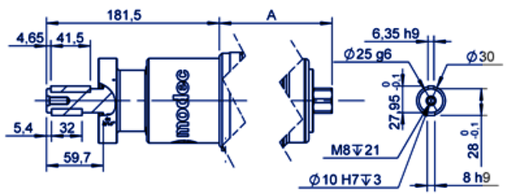

You didn't find your match ?

Contact us !